

MATSUOKA

ESTABLISHED 1866

ODA OPUS MAGNUM

Details are the essence of understanding complexity.
Details are not about embellishment, they are about stripping away and making something beautiful.

This collection inspired me to go for the essential, without being minimal.
There is richness in the forms, patterns, and details.
The designs are about simple universal forms enriched by wood inlays and executed with utmost precision.

Wood inlays (or marquetry) are a significant part of this collection,
and have been executed with the perfection of the traditional technique of cloisonné,
so used by the Japanese.
Even at the simplest connection of two materials, Japanese craftsmanship surpasses perfection.

Some of the forms are inspired by traditional Japanese elements, like the lotus flower.
Others are inspired by the expert Japanese manipulation of plants and trees in their gardens.
Japanese life, culturally, socially, and environmentally, is very disciplined,
achieved through their ancestral techniques, respect for nature and the surroundings,
always aiming toward beauty. It is like a symphony.
The aim of music is to bypass all in front of you, and to go directly to your soul.

I like to call this collection “a Japanese symphony”.



Designer

Orlando Diaz-Azcuy



ODA 006
FANTASTIQUE CABINET



ODA 003
NOCTURNE CABINET



ODA 011
SCHEHERAZADE CONSOLE



ODA 014
POLONAISE DINING TABLE



ODA 015
EROICA DINING TABLE



ODA 012
SATYAGRAHA COFFEE TABLE



ODA 006A-IL
FANTASTIQUE CABINET LIGHT IRON LEGS

As Shown:
 Doors : White Japonica Matte and Celebes Ebony Inlay
 Body : White Japonica Matte
 Legs : Nanbu Iron Style
 Interior : White Japonica Matte/1 movable shelves each/2 drawers

W1924mm D458mm H914mm
 W75 1/4" D18" H36"

ODA 006A
FANTASTIQUE CABINET LIGHT

As Shown:
 Doors : White Japonica Matte and Celebes Ebony Inlay
 Body : White Japonica Matte
 Legs : Celebes Ebony Matte
 Interior : White Japonica Matte/1 movable shelves each/2 drawers

W1924mm D458mm H914mm
 W75 1/4" D18" H36"

ODA 006A-IL



ODA 006A



ODA 006B
FANTASTIQUE CABINET DARK

As Shown:
 Doors : Walnut Matte and White Japonica Inlay
 Body : Walnut Matte
 Legs : White Japonica Matte
 Interior : Walnut Matte/1 movable shelves each/2 drawers

W1924mm D458mm H914mm
 W75 1/4" D18" H36"






ODA 003
NOCTURNE CABINET

As Shown:
 Doors : Walnut Matte and White Ash Matte
 Handle and Legs : Kamakura-bori Matte
 Side Panel(R) : Walnut Matte
 Side Panel(L) : White Ash Matte
 Interior : White Ash Matte/4 movable shelves each/2 drawers


W1200mm D455mm H1981mm
 W47 1/4" D18" H78"



ODA 011
SCHEHERAZADE CONSOLE

As Shown:
 Top : White Japonica Matte and Walnut Inlay
 Legs : Walnut Matte

W1727mm D558mm H838mm
 W68" D22" H33"






ODA 014
POLONAISE DINING TABLE

As Shown:
 Top and Legs : Black Limed Japanese Ash Matte
 Stretcher : Kamakura-bori Matte

W2390mm D990mm H750mm
 W94" D39" H29 1/2"



ODA 015
EROICA DINING TABLE

As Shown:
 Top and Legs : Black Limed Japanese Ash Matte

W1546mm D1546mm H750mm
 W60 1/2" D60 1/2" H29 1/2"





ODA 012
SATYAGRAHA COFFEE TABLE

As Shown:
Top : Dove Japonica Matte
Base : Kamakura-bori Matte

W1200mm D1200mm H430mm
W47 1/4" D47 1/4" H17"

